




Amphenol Broadband Solutions introduces the Drop-in-Duct product for applications where a little extra protection may be needed, or the need to future proof an installation for future fiber installation.

Features:

- Drop-in-Duct is available in Series 6 and 11 CATV and in ranges 1/2" to 2" diameters
- Manufactured from flexible HDPE makes gradual bends without special equipment
- Continuous lengths reduce joining costs
- Excellent low temperature properties allows installation in cold climates
- Outstanding long term cable protection from shifting ground, rock and root impingement
- Provides a permanent pathway, simplifies future cable repairs or replacement
- Available with UV protectant for aerial/lashed placement
- Listed to UL standards. Available from 0.5" for SDR 11, SDR 13.5, SCH 40 and SCH 80



Installation Types	Size Range	Wall Types	Colors
Overrides	1/2"	SDR 11, SDR 13.5, SCH 40	
Plow	3/4"	SDR 13.5, SCH 40, SCH 80	

or custom colors with optional stripes.

Ordering Information:

ABS Part Number	Description
CIC500S135TC62700000	CIC T6TSFx77 / 0.500 SDR 13.5 TERRA COTTA
CIC500S135GY62700000	CIC T6TSFx77 / 0.500 SDR 13.5 GRAY